



### District Report Card: 2017


<b>State:</b> Jharkhand	<b>District:</b> Latehar
<b>Class:</b> 5	<b>Subject:</b> Language
<b>Schools:</b> 61	<b>Students:</b> 946


### Participation/Coverage


#### Students

<div>GENDER</div> <div></div>	Boys		Girls	
	Number	%	Number	%
	492	52.01	454	47.99

<div>AREA</div> <div></div>	Rural		Urban	
	Number	%	Number	%
	924	97.67	22	2.33

<div>CATEGORY</div> <div></div>	SC		ST		OBC		GEN	
	Number	%	Number	%	Number	%	Number	%
	242	25.58	419	44.29	254	26.85	31	3.28

<div>CWSN</div> <div></div>	LD	VI	HI	S&LD	ID	Oth
	2	3	2	0	2	3

<div>Management</div> <div></div>	Government		Government-aided	
	Number	%	Number	%
	921	97.36	25	2.64

### Average Performance of Students in Language (%)

Overall	Gender		Area		Management		Social Group			
	Male	Female	Rural	Urban	Govt.	Aided	SC	ST	OBC	GEN
56.84	57.03	56.64	56.74	61.21	57.07	48.53	58.90	53.41	59.97	61.51

## Performance on Learning Outcomes (LOs)

Learning Outcomes	Description	Average Performance(%)
L504	Reads and comprehends independently storybooks, news items/ headlines, advertisements etc.	51.37
L508	Reads text with comprehension, locates details and sequence of events	59.58

Range of Performance of Students who Answered Correctly							
Below 30%		30% - 50%		50% - 75%		Above 75%	
Number	%	Number	%	Number	%	Number	%
140	14.80	226	23.89	358	37.84	222	23.47

## Lowest Performing Learning Outcomes (LOs)

- 1 - Reads and comprehends independently storybooks, news items/ headlines, advertisements etc. (51.37)
- 2 - Reads text with comprehension, locates details and sequence of events (59.58)